

Primary Units — Unit Types & Selling

Overview

Unit Types are the types of units within a project phase (e.g., Villa, Twin). Each unit type contains the individual units available for sale. From here you can view units, show them to clients, and move them through the selling pipeline.

Unit Types List

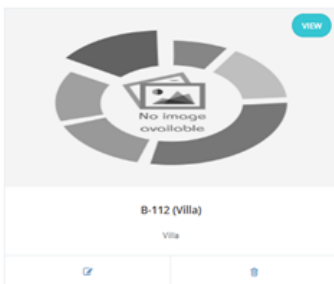
Unit types are displayed as cards showing the type name and tag. Each card has:

Button	Description
VIEW	Opens the unit type's full details and units list.
Edit (✎)	Edit the unit type.
Delete (🗑)	Delete the unit type.

Available action: **Project --> Phase --> add New Project Units +.**

UNIT TYPES

ADD NEW PROJECT UNITS +



(

Adding a Unit Type

Scroll down inside a phase and click **Add New Project Unit**. Fill in the following fields:

Field	Required	Description
Name	<input type="checkbox"/>	Unit type name (e.g., B-112 Villa).
Type	<input type="checkbox"/>	Select the unit type (e.g., Villa, Twin, Apartment).
Details	<input type="checkbox"/>	Description of the unit type.
Payments Description	<input type="checkbox"/>	Payment terms description.
Availability	<input type="checkbox"/>	Whether the unit is available.
Finishing	Optional	Finishing type.
Space fields	Optional	Net Area, Garden Space, Roof Space, Price From, Price To, Direction, View — add one row per unit size/variant using Add Units .
Files	Optional	Attach documents.
Videos	Optional	Attach video links.
Gallery	Optional	Upload unit photos.
Logo	Optional	Unit logo or featured image.


“ The additional fields entered here (Space, Price From, Price To, Direction, View, etc.) are applied to all units within this unit type. Each row in the units table represents a specific unit variant.




Viewing Unit Type Details

Clicking **VIEW** on a unit type opens its full details page showing:

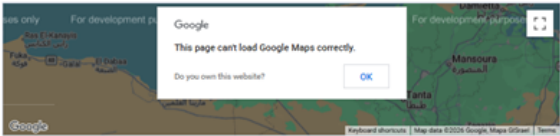
- Unit Number, Type, Project Name, Phase Name, Details, Progress status.
- A **Units** table with all unit variants — each row shows: Space, Net Area, Garden Space, Roof Space, Price From, Price To, Direction, View, and action buttons.
- **Additional Fields** section for any custom fields.
- **Edit, Share, Share to Facebook** buttons at the top right.




Unit Row Actions

Button	Description
VIEW	Show this unit to a client — opens the selling pipeline.
	Quick view of unit details.
+ Field	Add a custom field to this unit.
History	View the full action history of this unit.

UNIT TYPE TWIN (G-12) EDIT  SHARE  SHARE TO FACEBOOK 

Unit Number # 3
 Type Twin
 project Name Elite
 Phase Name Phase 1
 Details G-12
 Progress not finished



Units	Space	Net Area	Garden Space	Roof Space	Price From	Price To	Direction	View	Actions
	250	200	25	50	1000000	500000	Open air	Clubhouse	VIEW  FIELD  HISTORY 

Additional Fields :-

The Unit Types Tab

Accessible from the project view, the **Unit Types** tab shows all unit types across all phases of the project in one list, with the same card layout and filters.

Available Filters

Filter	Description
Space	Filter by space range (From / To).
Date	Filter by date range.
Price	Filter by price range (From / To).
Bedroom	Filter by number of bedrooms.
Bathroom	Filter by number of bathrooms.
Status	Filter by unit status.
Position	Filter by unit position.
Type	Filter by unit type.
View	Filter by view type.

Filter	Description
Finishing	Filter by finishing type.
Project	Filter by project.

Selling a Primary Unit — The Pipeline

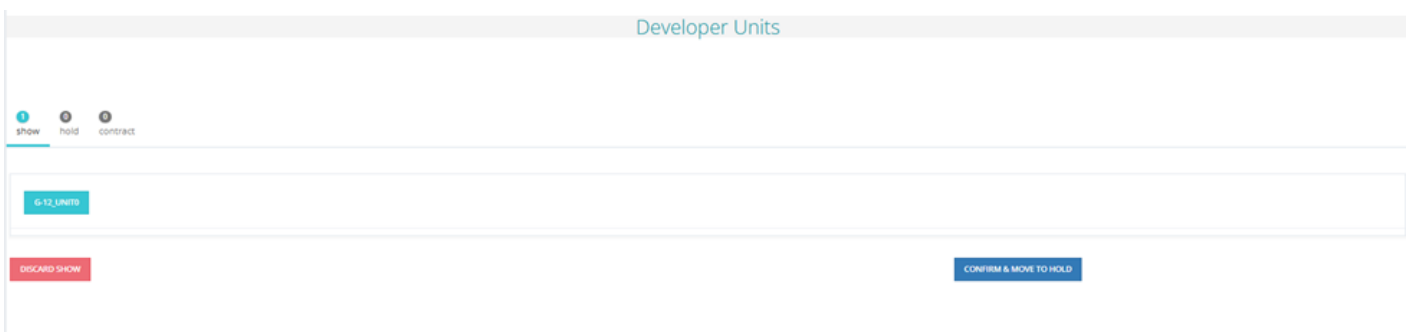
When you click **VIEW** on a unit row, the selling pipeline opens. The pipeline has 3 stages:

Show → Hold → Contract

Show Stage

The unit is shown to the client. Actions available:

Button	Description
Confirm & Move to Hold	Client confirms interest — moves to Hold.
Discard Show	Cancel the show — unit returns to available.



Hold Stage

The client has confirmed interest. Fill in the hold details:

Field	Required	Description
Date	Optional	Contract date — leave empty to use today's date.
Note	Optional	Any note on this hold.

Field	Required	Description
Price	Optional	The agreed price.
Sales Man	Optional	The salesman responsible.

Developer Units

0 show
1 hold
2 contract

6-12_UNITS

Date
You can leave it empty, and it will use today's date

Note

Price

Sales Man

Broker

DISCARD HOLD

CONFIRM & MOVE TO CONTRACT

Actions:

- **Confirm & Move to Contract** — moves to the Contract stage.
- **Discard Hold** — cancels the hold.

Contract Stage

The unit is under contract. Action available:

- **Discard Contract** — steps back to Hold.

Developer Units

0 show
0 hold
1 contract

6-12_UNITS

DISCARD CONTRACT

“ ” The pipeline progress bar at the top shows Show / Hold / Contract with a count of units at each stage — click any stage to jump to it.

Created 2026-07-05 13:14:39 UTC by Admin
Updated 2026-07-05 13:19:16 UTC by Admin